



### District Report Card: 2017


<b>State:</b> Maharashtra	<b>District:</b> Pune
<b>Class:</b> 5	<b>Subject:</b> Language
<b>Schools:</b> 61	<b>Students:</b> 1558


### Participation/Coverage


#### Students

GENDER 	Boys		Girls	
	Number	%	Number	%
	767	49.23	791	50.77

AREA 	Rural		Urban	
	Number	%	Number	%
	730	46.85	828	53.15

CATEGORY 	SC		ST		OBC		GEN	
	Number	%	Number	%	Number	%	Number	%
	331	21.25	84	5.39	450	28.88	693	44.48

CWSN 	LD	VI	HI	S&LD	ID	Oth
	1	8	7	0	1	29

Management 	Government		Government-aided	
	Number	%	Number	%
	590	37.87	968	62.13

### Average Performance of Students in Language (%)

Overall	Gender		Area		Management		Social Group			
	Male	Female	Rural	Urban	Govt.	Aided	SC	ST	OBC	GEN
62.20	61.18	63.19	60.75	63.48	64.90	60.55	57.78	61.90	63.04	63.80

## Performance on Learning Outcomes (LOs)

Learning Outcomes	Description	Average Performance(%)
L504	Reads and comprehends independently storybooks, news items/ headlines, advertisements etc.	59.35
L508	Reads text with comprehension, locates details and sequence of events	63.63

Range of Performance of Students who Answered Correctly							
Below 30%		30% - 50%		50% - 75%		Above 75%	
Number	%	Number	%	Number	%	Number	%
186	11.94	304	19.51	562	36.07	506	32.48

### Lowest Performing Learning Outcomes (LOs)

- 1 - Reads and comprehends independently storybooks, news items/ headlines, advertisements etc. (59.35)
- 2 - Reads text with comprehension, locates details and sequence of events (63.63)